

DAEWOO PUMA 250B



Type: Cnc lathe With tailstock

Brand: DAEWOO

Model: PUMA 250B

Year: 1998

C.N.C: FANUC 21T

Serial number: P1250520

Technical information

CAPACITY

Turning \varnothing : 355 mm
Turning length: 650 mm

1ST SPINDLE

Spindle nose: A2-8 ASA
Spindle speed: 3500 rpm
Motor power: 18.5 Kw

1ST TURRET

Tool Stations: 10


TAILSTOCK


Cone: 5 CM














PERICOLO DEVE ESSERE PRESENTE UN'ALTRA
PERSONA OLTRE A CHI ESEGUE IL LAVORO
ESEGUIRE I LAVORI SOLO AD AVVENUTA
ATTUAZIONE DELLE MISURE DI SICUREZZA



CNC LATHE

MODEL : PUMA 2503

SERIAL NO.: P M 250529

POWER SOURCE : AC 200/220 V, 3 ϕ , PE, 50/60 HZ

RATED CAPACITY : 37.91 KVA

RATED CURRENT : 99.22 A

MFG. YEAR : 1991.03. MADE IN KOREA



DAEWOO

DAEWOO HEAVY INDUSTRIES LTD.

601-3. Namsan-dong, Changwon, Korea

