

## SMEC SLV800-M



**Type:** Vertical lathe/Turning mill

**Brand:** SMEC

**Model:** SLV800-M

**C.N.C:** Fanuc Oi - TF

## Technical information

### TURNING CAPACITY


Turning  $\varnothing$ : 810 mm  
Turning height: 800 mm


### 1° SPINDLE

Spindle nose: A2-11 iso  
Chuck diameter: 450 mm  
Spindle speed: 2000 giri/min  
Motor power: 30/37 Kw

### 1° TURRET


Tools holder: 12 nr.  
Power turret: 12 nr.





## Machine Structure

### PL 800V (Standard Turret)



Indexing time

**0.3 sec.**

### PL 800VM (Mill Turret)



Number of tool positions

**12 stations**

